

## **TRACES Release Note - V.6.13.0**

*December 2024*

## Contents

<b>CONTENTS .....</b>	<b>1</b>
<b>OPERATOR MANAGEMENT .....</b>	<b>3</b>
➔ <b>BUG FIXING .....</b>	<b>3</b>
➔ <i>A BCP officer can add a non-LMS section (example RFL) to an LMS operator.....</i>	<i>3</i>
➔ <b>IMPROVEMENTS .....</b>	<b>3</b>
➔ <i>New operator Section "Veterinary Practices or Clinics" has been created .....</i>	<i>3</i>
➔ <i>Reorganisation of the EU sections for Approved poultry establishments .....</i>	<i>4</i>
➔ <i>Identifier/Approval Number mandatory for all sections within the chapters "Germinal Products" and "Animal" (except OTH-OPER activity) .....</i>	<i>4</i>
➔ <i>Additional filters added to the advanced search option for operators.....</i>	<i>6</i>
<b>HORIZONTAL.....</b>	<b>7</b>
➔ <b>IMPROVEMENTS .....</b>	<b>7</b>
➔ <i>New Activity Column in the Excel/CSV importation data template.....</i>	<i>7</i>
➔ <i>Change of the timing TRACES Notifications are sent out to the users .....</i>	<i>8</i>
<b>EU INTRA .....</b>	<b>8</b>
➔ <b>IMPROVEMENTS .....</b>	<b>8</b>
➔ <i>INTRA for Export box I.22 'For transit through Member State(s)' becomes mandatory: .....</i>	<i>8</i>
➔ <i>A replacing EU INTRA certificate does not lose the link to the linked Animal Journey Log (AJL) .....</i>	<i>8</i>
<b>ANIMAL JOURNEY LOGS.....</b>	<b>9</b>
➔ <b>IMPROVEMENTS .....</b>	<b>9</b>
➔ <i>Signature of the veterinarian now appears in the PDF.....</i>	<i>9</i>
➔ <i>AJL Reference Number: Iso code aligned with "Place of departure" .....</i>	<i>9</i>
<b>CERTIFIED DRIVERS / ATTENDANTS .....</b>	<b>10</b>
➔ <b>IMPROVEMENTS .....</b>	<b>10</b>
➔ <i>NCP and LCP users can delete Certified Drivers /Attendants.....</i>	<i>10</i>
<b>DOCOM .....</b>	<b>10</b>
➔ <b>BUG FIXING .....</b>	<b>10</b>
➔ <i>DOCOM search fixed.....</i>	<i>10</i>
<b>EU IMPORT .....</b>	<b>11</b>
➔ <b>BUG FIXING .....</b>	<b>11</b>
➔ <i>Indication of multiple values for "Date of freezing" and "Storage life" .....</i>	<i>11</i>
<b>CHED HORIZONTAL .....</b>	<b>12</b>

➔ IMPROVEMENTS .....	12
➔ <i>In Part III of a CHED, the email of the Certifying officer should appear.....</i>	12
➔ <i>CHED-PP for Wood Packaging Material (WPM): creation by cloning of the CHED-A/P/D .....</i>	12
<i>"Date of departure" for replaced CHEDs:.....</i>	16
<b>CHED-P .....</b>	<b>18</b>
➔ IMPROVEMENTS .....	18
➔ <i>Boxes II.16 and II.18 should be non-editable if signed follow up exists.....</i>	18
<b>CHED-D .....</b>	<b>18</b>
➔ IMPROVEMENTS .....	18
➔ <i>New commodity-specific mandatory field in box I.31 of CHED-Ds .....</i>	18
➔ <i>Random selection of CHED-Ds for Identity and Physical checks.....</i>	18
NEW ACCOMPANYING DOCUMENT TYPE: LABORATORY REPORT REG.284/2011 ADDED .....	19
<b>PLANT HEALTH (CHED-PP AND PHYTO) .....</b>	<b>19</b>
➔ BUG FIXES .....	19
➔ <i>PHYTO Box 15: Concentration – new units have been added.....</i>	19
➔ <i>PHYTO Box 4, "To Plant Protection Organization of," automatically filled .....</i>	19
➔ <i>Already cloned ePhyto can no longer be cloned.....</i>	20
➔ IMPROVEMENTS .....	20
➔ <i>PHYTO "Financial Liability" box now available for empty PHYTO specimens.....</i>	20
<b>EU EXPORT.....</b>	<b>21</b>
➔ IMPROVEMENTS .....	21
➔ <i>"Copy as new" copies information from Part II .....</i>	21
➔ <i>"Date of slaughter range" in EU Export certificate should no longer include hours.....</i>	22
<b>COI .....</b>	<b>22</b>
➔ IMPROVEMENTS .....	22
➔ <i>Duplication function of descriptor rows has been disabled for COI Extracts .....</i>	22
➔ <i>Box 23: Address can be individually selected.....</i>	23
➔ <i>Introduction of Frequency Checks in COI .....</i>	23
➔ <i>Introduction of Laboratory tests in COI .....</i>	24
<b>OOC.....</b>	<b>26</b>
➔ BUG FIXING .....	26
➔ <i>Removed the possibility for Article 46 Control Bodies to create/modify non-verified organic activities .....</i>	26
➔ IMPROVEMENTS .....	26
➔ <i>The possibility to select an identifier in operators created via the Organic Operator Certificate .....</i>	26

## Operator Management

### ➔ Bug fixing

- ➔ A BCP officer can add a non-LMS section (example RFL) to an LMS operator.

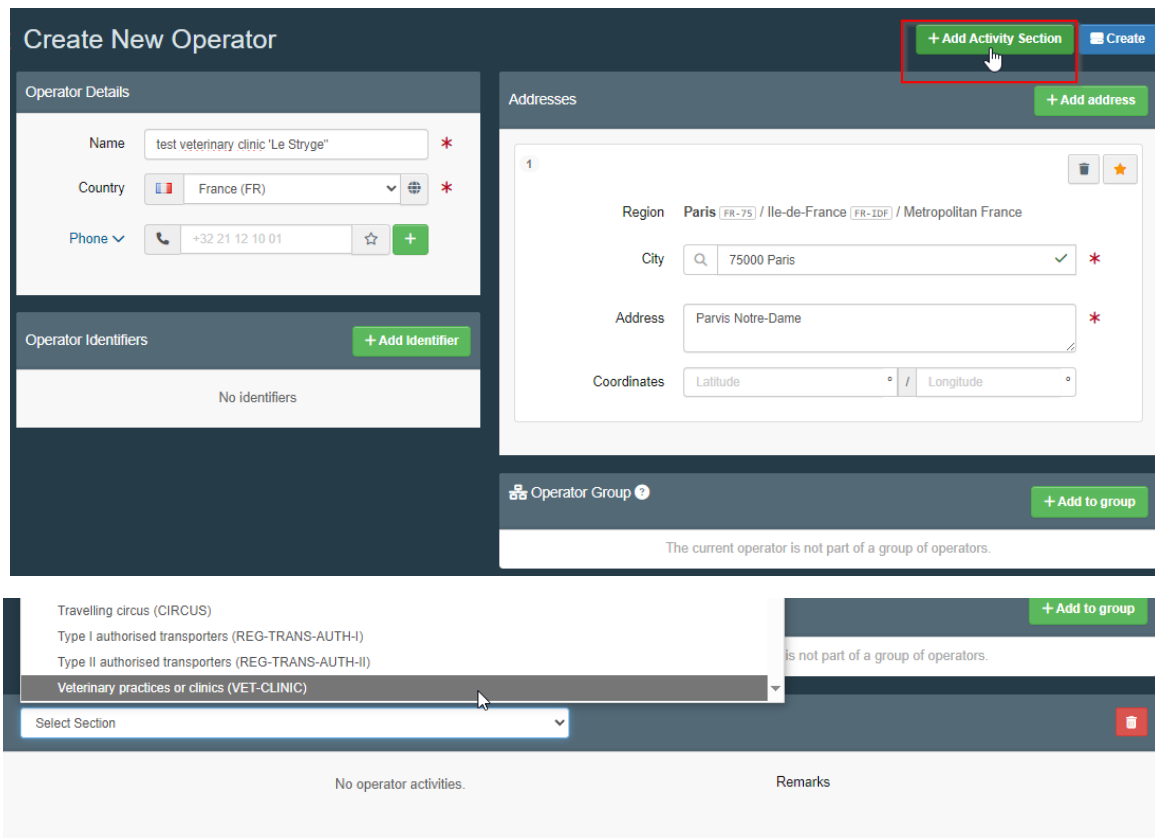
It was not possible to a Border Control Post (BCP) officer to add a Responsible for the Load (RFL) activity section to an existing operator when this operator was an approved operator in the EU, e.g. activity EURPO under the Plant Health section or any approved activity under the FOOD or Animal By-Products sections.

Now a BCP officer can add and validate the activity RFL to any existing Approved (LMS) operator in the EU.

### ➔ Improvements

- ➔ New operator Section "Veterinary Practices or Clinics" has been created

This new section has been created under the Animal Chapter to register veterinary clinics and practices in TRACES. Member States authorities will find this new section in the list of veterinary sections. An update on how this section will be used in relation to the control rules in the INTRA module will soon be provided to Member States TRACES contact points:



The screenshot shows the 'Create New Operator' interface in TRACES. The interface is divided into several sections:

- Operator Details:** Fields for Name (test veterinary clinic "Le Stryge"), Country (France (FR)), and Phone (+32 21 12 10 01).
- Operator Identifiers:** A section with an '+ Add Identifier' button and the text 'No identifiers'.
- Addresses:** A table with one address entry: Region (Paris [FR-75] / Ile-de-France [FR-IDF] / Metropolitan France), City (75000 Paris), Address (Parvis Notre-Dame), and Coordinates (Latitude / Longitude).
- Operator Group:** A section with an '+ Add to group' button and the text 'The current operator is not part of a group of operators.'
- Select Section:** A dropdown menu with options: Travelling circus (CIRCUS), Type I authorised transporters (REG-TRANS-AUTH-I), Type II authorised transporters (REG-TRANS-AUTH-II), and Veterinary practices or clinics (VET-CLINIC).

A red box highlights the '+ Add Activity Section' button in the top right corner of the interface.

➔ Reorganisation of the EU sections for Approved poultry establishments

New sections for EU poultry establishments have been enabled. These modifications have been carried over automatically with the version 6.13.0 update. Members States authorities are invited to check and adapt where necessary their relevant operators' entries.

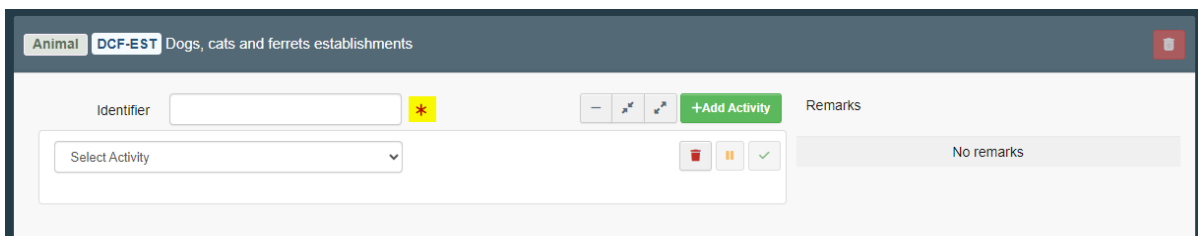
A. Former Section name	B. Former Acronym	C. Former Activities per section	D. New Section name	E. New Acronym	F. New Activities per section
Establishments of poultry	POU-EST	Poultry establishment	Registered establishments keeping breeding or productive poultry	POU-EST-RE	Poultry establishment
Establishments of poultry for slaughter	POU-SLA-EST	Terrestrial animal establishment	Establishments of poultry for slaughter	POU-SLA-EST	Poultry establishment
Poultry establishments hatching eggs	POU-HAT-EST	Terrestrial animal establishment	Approved establishments keeping breeding or productive poultry	POU-EST-AP	Poultry establishment
Hatcheries	HATCH	Terrestrial animal establishment	Registered Hatcheries	HATCH-RE	Hatchery
-	-	-	Approved Hatcheries *	HATCH-AP	Hatchery

\* New section

➔ Identifier/Approval Number mandatory for all sections within the chapters "Germinal Products" and "Animal" (except OTH-OPER activity)

As of Release 6.13.0, the approval number/identifier will be mandatory for all sections within the chapters "Germinal Products" and "Animal" (except for "OTH-OPER" activity for the latter).

Specifically, when creating an operator under these chapters, the identifier field will be highlighted with a red asterisk:

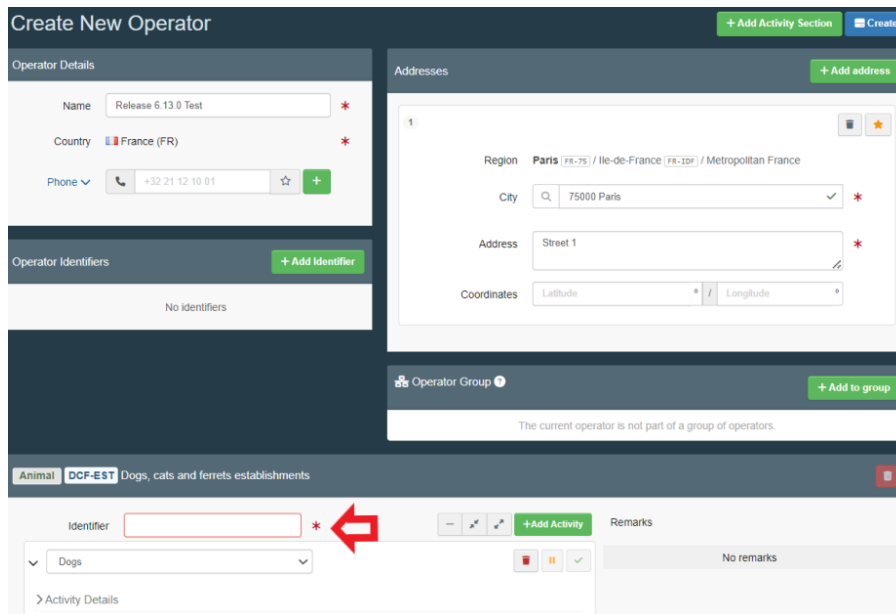


The screenshot shows the TRACES interface for creating an operator. The breadcrumb trail is "Animal > DCF-EST Dogs, cats and ferrets establishments". The "Identifier" field is highlighted with a red asterisk (\*). Below it is a "Select Activity" dropdown menu. To the right, there is a "+Add Activity" button and a "Remarks" field containing "No remarks".


## I. Scenario for EU/EFTA countries

EU/EFTA countries competent authorities can create operators with sections under the chapters "Germinal Products" and "Animal" directly from the "Actors" > "Operators" section.

After completing the mandatory fields, it is possible to click "+ Add Activity Section". By selecting the desired section (e.g., DCF-EST Dogs, Cats, and Ferrets activity), the identifier field (excluding for the generic activity OTH-OPER) will appear as mandatory, marked with a red asterisk:



If the identifier field is not completed, the system will display an error message (Error: Identifier Must not be empty):



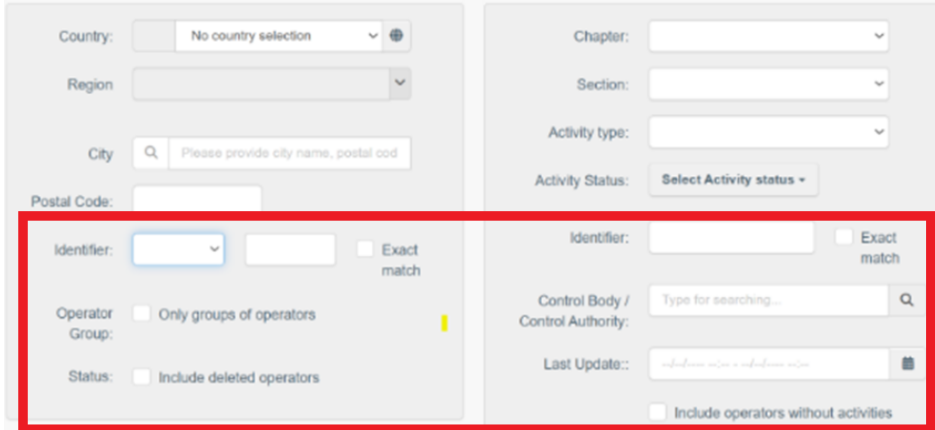
Once the identifier is filled in, the operator creation process can be finalized by clicking the "Create" button.

## II. Scenario for non-EU countries

The creation/modification of operators under the chapters "Germinal Products" and "Animal" (excluding the generic EXP –Animal exporter) originating from non-EU countries must be managed through the creation of establishment listings via the dedicated listing module: [LMS listing](#)

➔ Additional filters added to the advanced search option for operators

Similar to the function 'Find my operators as' available for Organic Control Body users via the operator Advanced search page, Member State Authority users will have now the possibility to search using additional filters:



The screenshot displays the advanced search interface for operators in the TRACES system. The interface is divided into two main columns of filters. The left column includes fields for Country (dropdown with 'No country selection'), Region (dropdown), City (text input with placeholder 'Please provide city name, postal cod'), and Postal Code (text input). Below these are sections for Identifier (dropdown and text input with 'Exact match' checkbox), Operator Group (checkbox for 'Only groups of operators'), and Status (checkbox for 'Include deleted operators'). The right column includes Chapter, Section, and Activity type (all dropdowns), Activity Status (dropdown with 'Select Activity status'), Identifier (text input with 'Exact match' checkbox), Control Body / Control Authority (text input with placeholder 'Type for searching...' and search icon), Last Update (text input with placeholder 'undefined' and calendar icon), and a checkbox for 'Include operators without activities'. A red rectangular box highlights the Identifier and Operator Group sections in the left column.

## Horizontal

### ➔ Improvements

#### ➔ New Activity Column in the Excel/CSV importation data template

The importation tool lacked the possibility to specify an activity type for operators mentioned in the Commodity Description section of the document, i.e. Slaughterhouse, Manufacturing plant, Cold storage, Cutting plant. Whenever an operator with multiple activities was set to be imported into a line, TRACES chose one of these randomly to fill it in.

Country	Identifiers	Activities	Full Address
France		Food FFP PP - Processing Plant 12345 Valid	Rue de la vie en rose 75015 Paris Paris [FR-75] / Ile-de-France [FR-IDF] / Metropolitan France France
		Food RM CP - Cutting Plant 12345 Valid	
		Food RM SH - Slaughterhouse 12345 Valid	
		Animal OTH-OPER Importer Valid	

Previously, importing this operator with the intent of choosing Slaughterhouse would have TRACES choose randomly among available activities. The user must then check and correct each operator among the sometimes tens of lines of Commodity descriptions.

#2	Commodity *	Species *	Nature of commodity *	Slaughterhouse *	Manufacturing plant *
0210			Meat products	Sara Entreprise 75015 Paris France CP - Cutting Plant 12345	Export test 91744 Paris France Importer test export 01

From now on, it will be possible to precisely specify the wanted activity inside the Excel/CSV table of data to import.

ported in TRACES under DATA in column A, B, C... . End with a DATA tag below the last row. Use pipe operator (|) to separate multiple values.

MODITY	SLAUGHTERHOUSE	SLAUGHTERHOUSE [ACTIVITY_TYPE]	MANUFACTURING_PLANT	MANUFACTURING_PLANT [ACTIVITY_TYPE]	COLD_STORE	COLD_STORE [ACTIVITY_TYPE]	PACKAGE
FR 12345		establish_sh	test export 01	importer	CS test	establish_cs	

This will produce, applied to the example above, the following result:

#4	Commodity *	Species *	Nature of commodity *	Slaughterhouse *	Manufacturing plant *
0210			Meat products	Sara Entreprise 75015 Paris France SH - Slaughterhouse 12345	Export test 91744 Paris France Importer test export 01



## Change of the timing TRACES Notifications are sent out to the users

The current timing of notifications that are being sent out to TRACES users was based on fixed timeslots, which were predefined, and users had the possibility to select a different slot. However, not many users selected a different timing – so the predefined timeslot was too congested and not all foreseen notifications could be delivered.

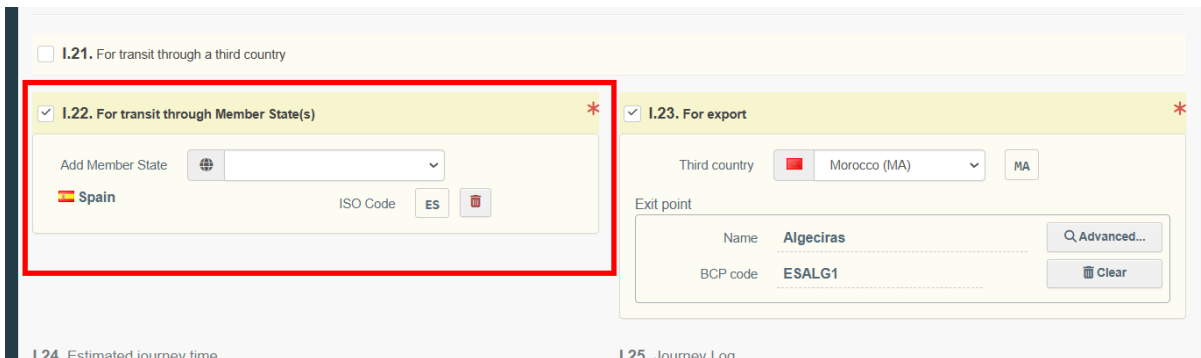
To better distribute the notifications across the whole day, from version 6.13.0 onwards each user is assigned to a random hour in the following intervals: 02:00-06:00, 07:00-18:00, 19:00-23:00 CET during which they will receive the system notifications.

## EU INTRA

### ➔ Improvements

- ➔ INTRA for Export box I.22 'For transit through Member State(s)' becomes mandatory:

When creating an EU INTRA certificate for a consignment intended for export from the EU, **box I.22 For transit through Member State(s)** becomes mandatory and is pre-filled with the country of the BCP (without the possibility to clear it) if the "Exit BCP" (box I.23) is not in the same country as the "Place of dispatch" (box I.11). It is still possible to add other transit Member States.



The screenshot displays two adjacent form boxes. Box I.22, titled "I.22. For transit through Member State(s)", is highlighted with a red border. It features a checked checkbox, a globe icon, a dropdown menu showing "Spain", and an "ISO Code" field containing "ES". Box I.23, titled "I.23. For export", is partially visible to the right. It includes a "Third country" dropdown set to "Morocco (MA)", an "Exit point" section with "Name" as "Algeciras" and "BCP code" as "ESALG1".

- ➔ A replacing EU INTRA certificate does not lose the link to the linked Animal Journey Log (AJL)

When issuing a "Replacement" of an EU INTRA which is linked to an AJL, the system will retain the linked AJL and the link will not be removed. The system allows the selection of a different AJL if needed.

## Animal Journey Logs

### ➔ Improvements




- ➔ Signature of the veterinarian now appears in the PDF

When an Animal Journey Log (AJL) is countersigned by the veterinarian, the name of the veterinarian will now also appear in the PDF version (box I.11)

2.8. Additional checks at departure Comentarios lalala	
2.9. Veterinarian	
Authority	Paris (FR07500)
Address	. 75010 Paris
Country	France
Phone	ISO Code <b>FR</b> Fax
2.10. I, veterinarian, hereby declare that I have checked and approved the loading of the animals mentioned above. According to my knowledge, at the time of departure, the animals were fit for transport and the means of transport and the transport practices were in accordance with the provisions of Council Regulation (EC) No 1/2005.	
2.11. Signature of the veterinarian	
Name (in capital letters)	LCA FR SIX
Date	21 November 2024 10:16:40 +01 (Europe/Luxembourg)
Stamp	

- ➔ AJL Reference Number: Iso code aligned with “Place of departure”

When the “Place of departure” and “Organiser” are based in different countries, the system will assign the ISO country code of the “Place of departure”:

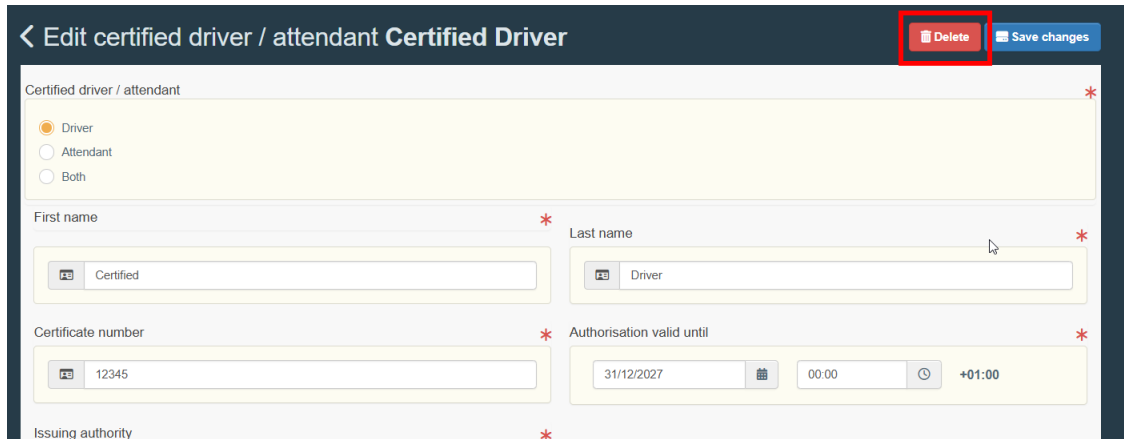
Reference	Organiser	Place of departure
 <b>FR</b> 2024.0000175	transporter AJL 03/24  Spain	Paris 

## Certified Drivers / Attendants

### ➔ Improvements

- ➔ NCP and LCP users can delete Certified Drivers /Attendants

NCP and LCP authority users have now the option to delete Certified Drivers / Attendants. The "delete" button has been added to the top-right corner:



← Edit certified driver / attendant **Certified Driver** Delete Save changes

Certified driver / attendant \*

Driver  
 Attendant  
 Both

First name \*  Last name \*

Certificate number \*  Authorisation valid until \*

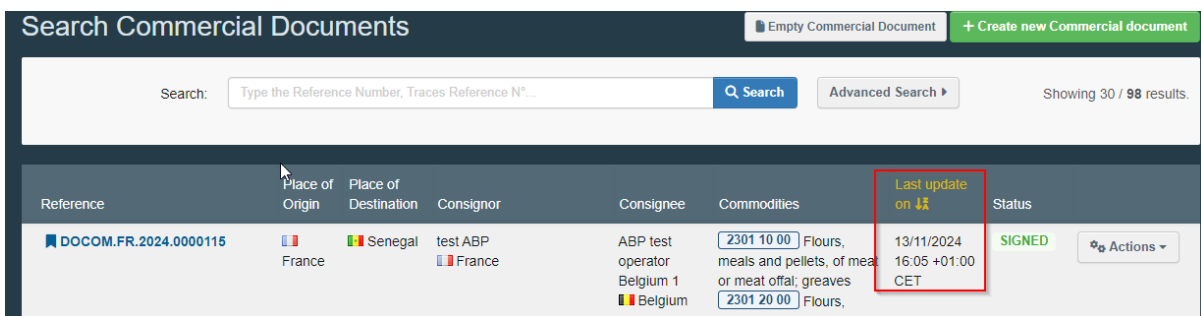
Issuing authority \*

## DOCOM

### ➔ Bug fixing

- ➔ DOCOM search fixed

When a DOCOM is created in a single step, without going through stages like "draft" or "new," the "Last update on" field reflects the date of its signature or creation. This ensures the document is included in the search index for retrieval.



Search Commercial Documents Empty Commercial Document + Create new Commercial document

Search:  Search Advanced Search Showing 30 / 98 results.

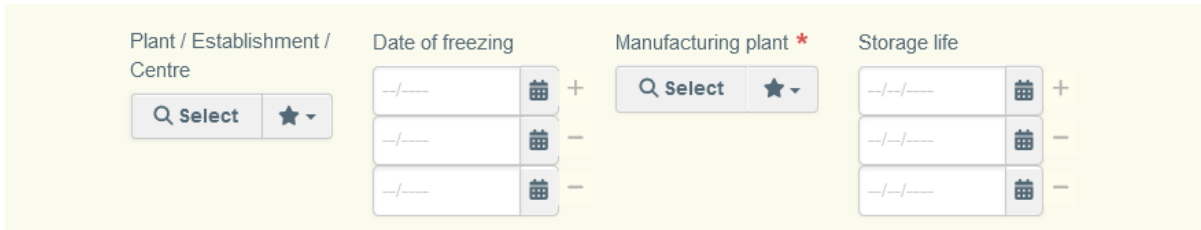
Reference	Place of Origin	Place of Destination	Consignor	Consignee	Commodities	Last update on ↓↑	Status	Actions
<a href="#">DOCOM.FR.2024.0000115</a>	France	Senegal	test ABP France	ABP test operator Belgium 1 Belgium	<a href="#">2301 10 00</a> Flours, meals and pellets, of meat or meat offal; greaves <a href="#">2301 20 00</a> Flours, meals and pellets, of fish	13/11/2024 16:05 +01:00 CET	SIGNED	<span>Actions</span>

## EU IMPORT

### ➔ Bug fixing

- ➔ Indication of multiple values for “Date of freezing” and “Storage life”

The TRACES interface was lacking the possibility to add more than a single either Storage life value or Date of Freezing value. It is now fixed, and one can include additional values by clicking on the plus sign at the right side of the field.



Plant / Establishment / Centre	Date of freezing	Manufacturing plant *	Storage life
<input type="text" value="Q Select"/> <input type="button" value="★"/>	<input type="text" value="-/-"/> <input type="button" value="📅"/> +	<input type="text" value="Q Select"/> <input type="button" value="★"/>	<input type="text" value="-/-/-"/> <input type="button" value="📅"/> +
	<input type="text" value="-/-"/> <input type="button" value="📅"/> -		<input type="text" value="-/-/-"/> <input type="button" value="📅"/> -
	<input type="text" value="-/-"/> <input type="button" value="📅"/> -		<input type="text" value="-/-/-"/> <input type="button" value="📅"/> -

## CHED Horizontal

### ➔ Improvements

- ➔ In Part III of a CHED, the email of the Certifying officer should appear

When a follow up is signed, as part III of a CHED document, the field III.6 now includes the email of the certifying officer alongside the other information.

III.6 Certifying officer

---

Animal product declaration content

Date	Full name: <b>BCP FR ONE</b>	Signature
<b>Tuesday 19 November 2024</b> at <b>17:55:03</b> <b>+01:00 CET.</b>	Email: <b>BCP01.FR@ec-traces.eu</b>	 <i>Follow up signed.</i>
	Authority: <b>Roissy Charles-De-Gaulle FRCDG4</b>	
	Role and Code: <b>BCP FRCDG4</b>	
	Country:  <b>France</b>	

- ➔ **CHED-PP for Wood Packaging Material (WPM): creation by cloning of the CHED-A/P/D**

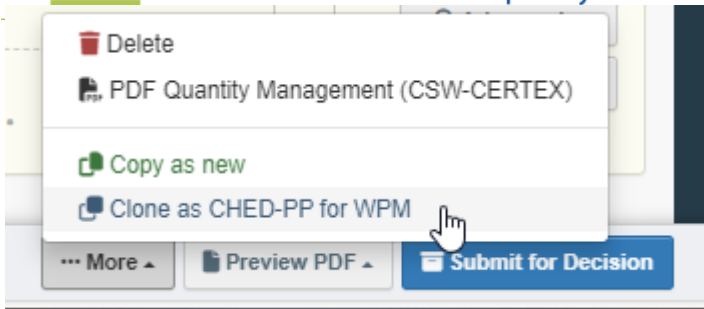
A new functionality has been developed in order to facilitate the creation of a CHED-PP for WPM for consignments of animals, products of animal origin and food and feed of non-animal origin which are being transported in wood packaging material which is subject to official controls.

The newly established cloning functionality not only facilitates the creation of the relevant CHED-PP document but will also form a link between the two CHEDs and ensure that the relevant information such as the type, quantity and weight of the goods is accurate across the two entry documents.

This improvement aims to address issues that were reported in the context of automated customs clearance of such consignments by the EU CSW CERTEX in cases of mismatches or missing information.

This additional CHED-PP can be created directly via a new command button “Clone as CHED-PP for WPM”

Traces Reference	Establishments of origin	Place of destination	Consignor / Exporter	Consignee / Importer	Prior notification	Commodities	Last update on	Status	
<a href="#">CHEDP.FR.2024.0001629</a> Clone to WPM test	LIBOri22 Ent  El Salvador E-1	LMS Place of departure FR  France	LIBOri22 Ent  El Salvador	LMS Place of departure FR  France	28/11/2024 12:17 +01:00 CET	<input type="text" value="020130"/> Boneless <input type="text" value="BOVSTA"/> Bos taurus	28/11/2024 12:18 +01:00 CET	New	<div style="border: 1px solid gray; padding: 5px;">             Actions -              Open in a new Tab              Print PDF              Copy as new  <span style="border: 2px solid red; padding: 2px;">Clone as CHED-PP for WPM</span> </div>
<a href="#">CHEDP.FR.2024.0001621</a>	test Alix Senegal  Senegal 123623	Roissy Charles-De-Gaulle FRCDG4  France	CharlesMy43 Ent  Senegal	ALIZE INTERNATIONAL  France	28/11/2024 08:39 +01:00	<input type="text" value="020210"/> Carcasses and half-carcasses	28/11/20 10:15 +01:00		



### Select packaging materials

Please provide nomenclature code, section, species..

Species:

- Packing cases, boxes, crates, drums and similar packings, of wood; cable-drums of wood; pallets, box pallets and other load boards, of wood; pallet collars of wood
- Cases, boxes, crates, drums and similar packings; cable-drums
  - +  Cases, boxes, crates, drums and similar packings
  - +  Cable-drums
- Pallets, box pallets and other load boards; pallet collars
  - +  Flat pallets; pallet collars
  - +  Other

1 element(s) selected.

**I.31. Wood packaging materials**

+ Add wood packaging materials    Modify packaging materials

1 4415 Packing cases, boxes, crates, drums and similar packings, of wood; cable-drums of wood; pallets, box pallets and other load boards, of wood; pallet collars of wood

Remove    Clear rows    + Add row

Subtotal net weight: 0  
Subtotal number of packages: 2 packages.

\* Show optional columns

#1	Packaging material *	Eppo Code *	Count *	Country of Origin *
	4415	<input type="text"/> <input type="text"/>	2 Pallet	El Salv
	× <b>NNNWW</b> Mixed forest plants			

**I.31. Description of consignment**

### Mapping of commodity codes from **CHEDP.FR.2024.0001629**.

The following commodity codes were automatically mapped from the cloned certificate **CHEDP.FR.2024.0001629**. However, you might need to re-assign them, as the international Harmonized System is usually less specific than the TARIC code and Combined Nomenclature.

For each mapped code you need to adapt, click the **Re-assign** button, and the certificate commodity and identification of commodity rows will be updated accordingly.

Original commodity	Mapped commodity
02 MEAT AND EDIBLE MEAT OFFAL 0201 Meat of bovine animals, fresh or chilled 0201 30 Boneless	→ Other than plants or plants products 02 MEAT AND EDIBLE MEAT OFFAL

+ Add commodities    Modify commodities    Import commodities and descriptor rows from Excel/csv

1 Other than plants or plants products  
02 MEAT AND EDIBLE MEAT OFFAL

Remove    Clear rows    + Add row

Subtotal quantity: 0 Units.  
Subtotal number of packages: 20 packages.  
Subtotal net weight: 200 kg.

Default weight unit:    Default quantity unit:    Default package type:

\* Hide optional columns

#1	Commodity *	Product type	Quantity	Net weight	Package count	Country of Origin	Packaging material
	02	Meat preparations	<input type="text"/> Unit	200 kg	20 Box		× WPM #1 4415

**CHED-PP: CHEDPP.FR.2024.0001737** NEW

[Clone for WPM of](#) [CHEDP.FR.2024.0001629](#)

**PART I**  
DISPATCHED  
CONSIGNMENT

**SPECIAL REQUIREMENTS**

**I.1. Consignor/Exporter** \*

Name: **LIBOrI22 Ent** Valid [Edit](#) [★](#)

Country: **El Salvador** ISO Code: **SV** [Advanced...](#) [Clear](#)

Use a non-business entity


**I.2. TRACES Reference**

**CHEDPP.FR.2024.0001737**

**I.3. Local reference** [Advanced...](#)

[Clone to WPM test](#)

**QR code**



**I.6. Consignee/Importer** \*

Name: **LMS Place of departure FR** Valid [Edit](#) [★](#)

Country: **France** ISO Code: **FR** [Advanced...](#) [Clear](#)

Use a non-business entity

**Customs Document Reference**

**Links**

[Clone for WPM of](#) [CHEDP.FR.2024.0001629](#) 28/11/2024 12:27:51 +01:00 CET

**I.4. Border Control Post/Control Point/Control Unit** \*

Name: **Roissy Charles-De-Gaulle FRCDG4** [Edit](#)

**Success**

**CHEDPP.FR.2024.0001737 is successfully created.**

[Close](#) [More](#) [Preview PDF](#) [Submit for Decision](#)





## “Date of departure” for replaced CHEDs:

For CHEDs that declare a movement after the BCP (*i.e.*: *onward travel, transit...*), the “Date of departure” is expected to be in the future.



From this release, in case where the CHED has been replaced, in the replacing CHED, the “Date of departure” field can be in the past:

Transport

### I.27. Means of transport after BCP/storage

1.	 Road vehicle
Vehicle registration	uno
Country	 France (FR)
International transport document	

### I.29. Date of departure

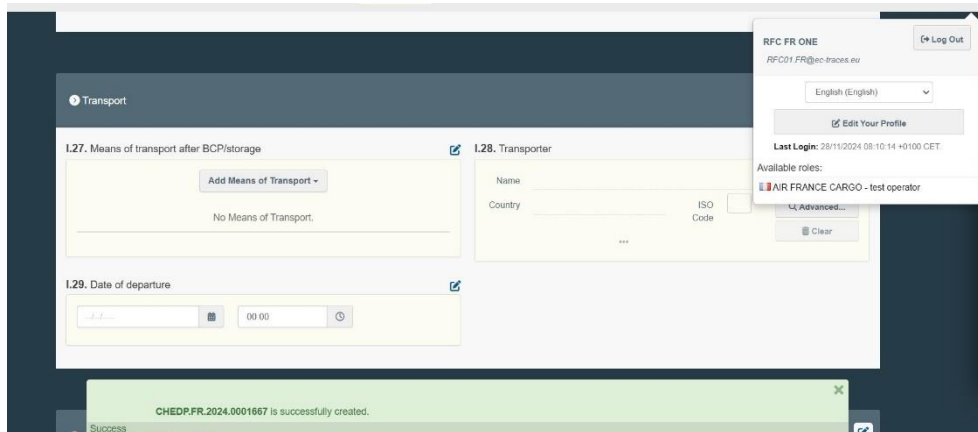
27/11/2024  10:05  +00:00

Wednesday November 27, 2024 10:05:00 +00:00

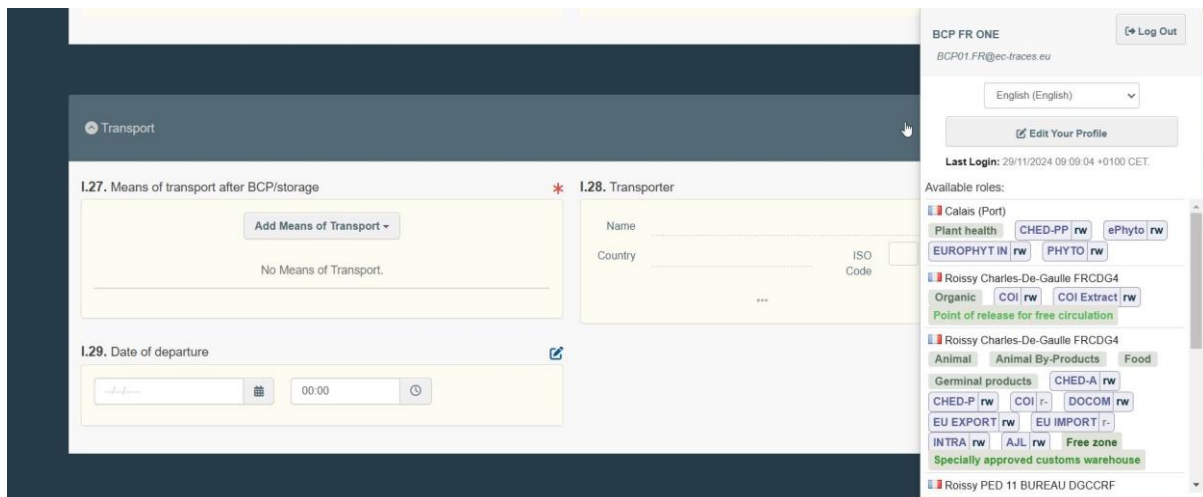
**i In your time zone:** Wednesday November 27, 2024 +00:00  
10:05:00  
**4 hours ago.**

## I.27. Means of transport after BCP/storage wrongly marked as mandatory

As a Responsible for the Load, the completion of box I.27 is now not mandatory when submitting a CHED f for Transit, Transshipment and Onward travel.



As BCP user, box I.27 becomes mandatory before validating the CHED.



## CHED-P

### ➔ Improvements

- ➔ Boxes II.16 and II.18 should be non-editable if signed follow up exists

This improvement will prevent the wrong behaviour that applies currently which allows the editing of boxes II.16 & II.18 for Rejected CHEDs with a completed Follow-up in Part III.

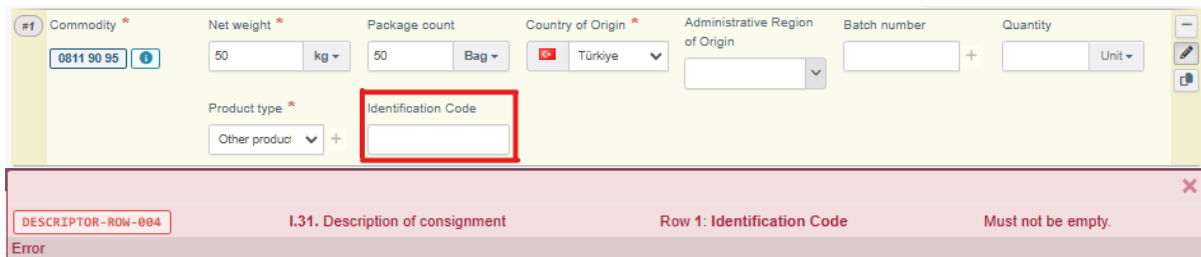
## CHED-D

### ➔ Improvements

- ➔ New commodity-specific mandatory field in box I.31 of CHED-Ds

The descriptor column "Identification code" has been set as mandatory for the commodities of food and feed of non-animal origin which are listed in Reg. 2019/1793

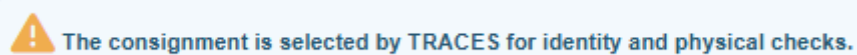
The descriptor column "Identification Code" has been set as mandatory for the commodities listed in Reg. 2020/1158



The screenshot shows a form for CHED-D with several fields: Commodity (0811 90 95), Net weight (50 kg), Package count (50 Bag), Country of Origin (Türkiye), Administrative Region of Origin, Batch number, and Quantity. A red box highlights the "Identification Code" field, which is currently empty. Below the form, a red error message box displays: "DESCRIPTOR-ROW-004 I.31. Description of consignment Row 1: Identification Code Must not be empty. Error".

- ➔ Random selection of CHED-Ds for Identity and Physical checks

The random selection mechanism will automatically select consignments of food and feed of non-animal origin for the performance of identity and physical checks. For selected consignments, the following message will be displayed to the inspectors upon opening the Part II of the CHED-D:

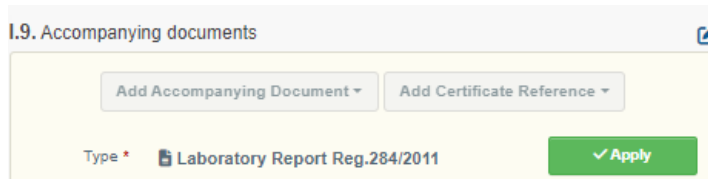


**⚠ The consignment is selected by TRACES for identity and physical checks.**

This mechanism is not a blocking feature but serves only as supportive tool with respect to the fulfilment of the level of checks that is required for consignments of food and feed of non-animal origin subject to official controls. The rate of random selection of CHED-Ds will be based on both the applicable frequency of checks and the volume of consignments controlled.

## New accompanying document type: Laboratory Report Reg.284/2011 added

A new document type: **Laboratory Report Reg.284/2011** has been added to the list of available accompanying documents in accordance with the legislation detailing the import of polyamide and melamine plastic kitchenware originating in or consigned from the People's Republic of China and Hong Kong Special Administrative Region, China.



## Plant Health (CHED-PP and Phyto)

### ➔ Bug fixes

#### ➔ PHYTO Box 15: Concentration – new units have been added

Box 15 regarding the concentration of the chemical agent used for treatment or disinfection, the concentration units have been corrected.

Please note that it is not possible to use superscript formatting.

15. Concentration <b>1. 1 g/m<sup>2</sup></b>	15. Concentration <b>1. 10 Kg/m<sup>3</sup></b>
--	--

#### ➔ PHYTO Box 4, "To Plant Protection Organization of," automatically filled

Box 4, "To Plant Protection Organization of," is now automatically filled with the importer's CCA information. This enhancement streamlines the process by pre-filling the field with the appropriate CCA. However, the field remains editable thanks to the "clear" button, allowing for manual adjustments if necessary.



- ➡ Already cloned ePhyto can no longer be cloned

It is no longer possible to clone an ePhyto that has already been cloned into a CHED. To enable cloning of this ePhyto again, the CHED must first be replaced or cancelled.

## ➡ Improvements

- ➡ PHYTO "Financial Liability" box now available for empty PHYTO specimens

The "Financial Liability" box is now available for empty PHYTO specimens. It was already present in Part II of the certificates to be encoded; it is now also accessible for empty PHYTO specimens

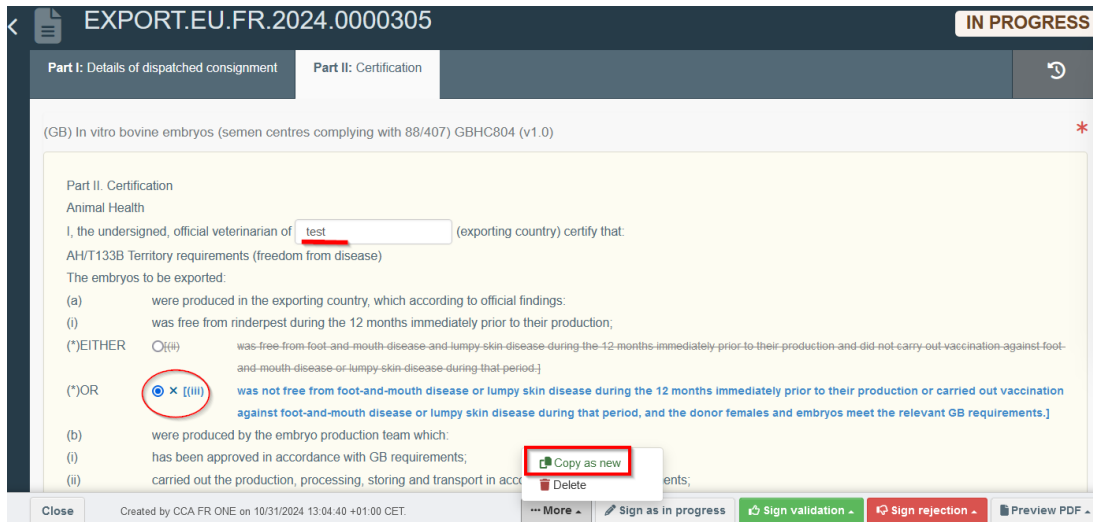
DISINFESTATION AND/OR DISINFECTION TREATMENT		Place of issue	
12. Treatment type		Inspection date	
13. Chemical (active ingredient)	14. Duration and temperature	Date	
15. Concentration	16. Date	<input type="checkbox"/> No financial liability with respect to this certificate shall attach to or to any of its officers or representatives.	
17. Additional information		Name and signature of authorised officer	Stamp of organisation

## EU EXPORT

### ➔ Improvements

#### ➔ “Copy as new” copies information from Part II

When an EU export certificate is duplicated using the "Copy as New" option, Part II of the document is also copied with the same information as in the original document, unless a different certificate model is selected.



- ➔ "Date of slaughter range" in EU Export certificate should no longer include hours  
The date of slaughter range is now presented in the format of YYYY-MM-DD – YYYY-MM-DD without the time of the day. This change is presented in the Interface and PDF format:

#2	Commodity	Identification mark	Product Description	Package count	Date of production range	Date of slaughter range	Date of freezing range
	0206 29 99	tag	meat	4 Box	20/01/2024 - 30/05/2024	01/06/2024 - 30/07/2024	30/08/2024 - 05/10/2024
		Slaughterhouse	Cutting plant	Manufacturing plant	Cold store	Batch number	Net weight
		LMS Place of departure FR 91744 Paris France Assembly center Test depart	LMS Place of departure FR 91744 Paris France Assembly center Test depart			7895	2.5 kg

#2.	Commodity	Identification mark	Product Description	Package count	Date of production range
	02062999	tag	meat	4 Box	20/01/2024 - 30/05/2024
		Date of slaughter range	Date of freezing range	Slaughterhouse	Cutting plant
		01/06/2024 - 30/07/2024	30/08/2024 - 05/10/2024		LMS Place of departure FR, Test depart (FR, rue 91744 Paris)
		Manufacturing plant	Cold store	Batch number	Net weight
		LMS Place of departure FR, Test depart (FR, rue 91744 Paris)		7895	2.5 kg

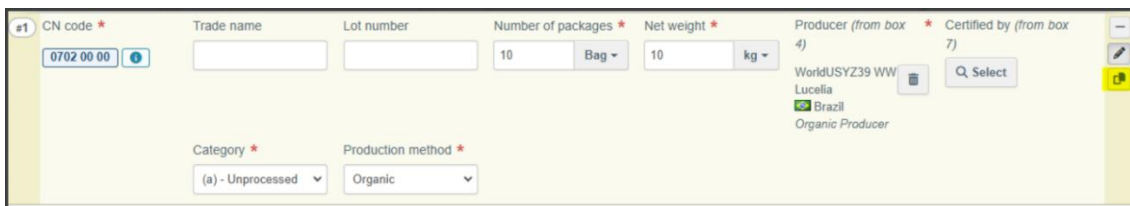
## COI

### ➔ Improvements

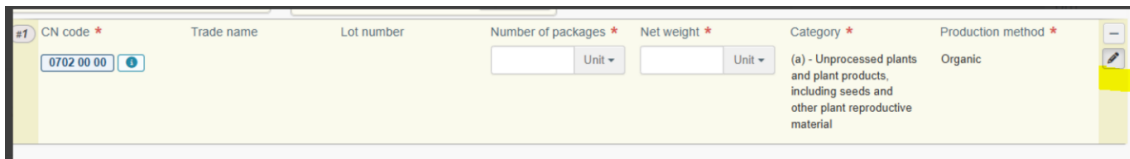
- ➔ Duplication function of descriptor rows has been disabled for COI Extracts.

The duplication function of descriptor rows has been disabled for COI extracts to avoid potential errors.

Option to copy descriptor rows has been kept in the main COI:



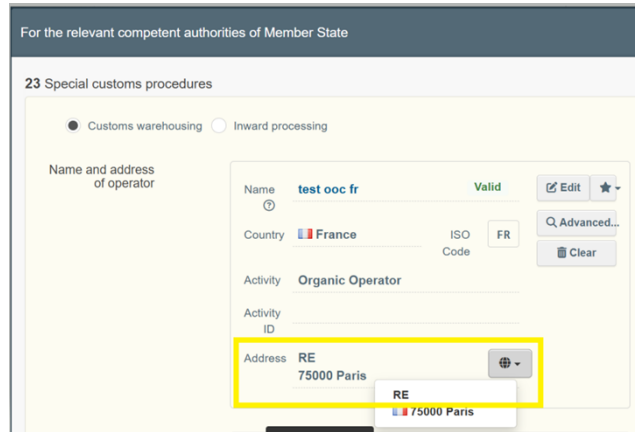
In the COI Extract the option has been removed:



➔ **Box 23: Address can be individually selected**

When selecting an operator in box 23, it is now possible to select a different address if the operator is registered in TRACES with several addresses.

By clicking on the globe icon next to the address field all available addresses for the entry become visible and can be selected:

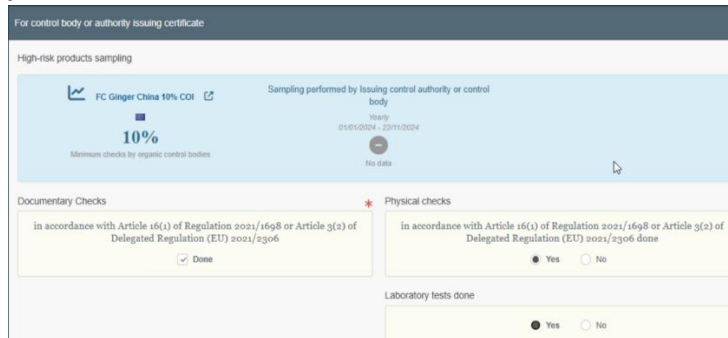


The screenshot shows a form titled 'For the relevant competent authorities of Member State' with a sub-section '23 Special customs procedures'. It includes radio buttons for 'Customs warehousing' and 'Inward processing'. The 'Name and address of operator' section contains fields for Name (test ooc fr), Country (France), ISO Code (FR), Activity (Organic Operator), and Address (RE 75000 Paris). A globe icon next to the address field has been clicked, opening a dropdown menu with the option 'RE 75000 Paris' highlighted.

➔ **Introduction of Frequency Checks in COI**

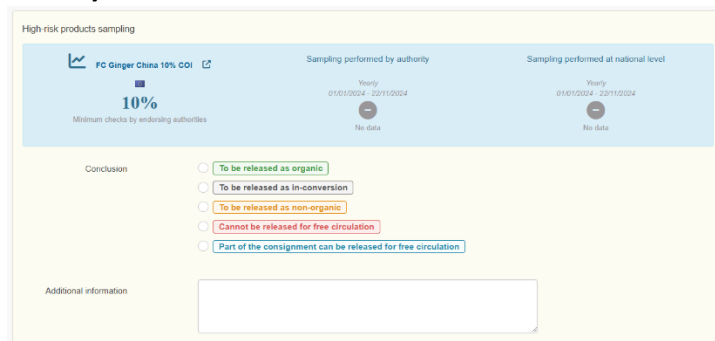
When the Country of Origin and Nomenclature Code combination that trigger a frequency of checks are selected, a pop-up window will appear in the signature box informing the user of the imposed checks.

**For the Issuing Body:**



The screenshot displays the 'For control body or authority issuing certificate' interface. It features a 'High-risk products sampling' section with a '10%' indicator for 'Minimum checks by organic control bodies' and a 'No data' status for 'Sampling performed by issuing control authority or control body'. Below this are three sections: 'Documentary Checks' (marked 'Done'), 'Physical checks' (marked 'Yes'), and 'Laboratory tests done' (marked 'Yes').

**For the endorsing authority:**



The screenshot shows the 'For the endorsing authority' interface. It includes a 'High risk products sampling' section with a '10%' indicator for 'Minimum checks by endorsing authorities' and 'No data' status for both 'Sampling performed by authority' and 'Sampling performed at national level'. The 'Conclusion' section has five radio button options: 'To be released as organic', 'To be released as in-conversion', 'To be released as non-organic', 'Cannot be released for free circulation', and 'Part of the consignment can be released for free circulation'. An 'Additional information' text field is also present.



## ➔ Introduction of Laboratory tests in COI

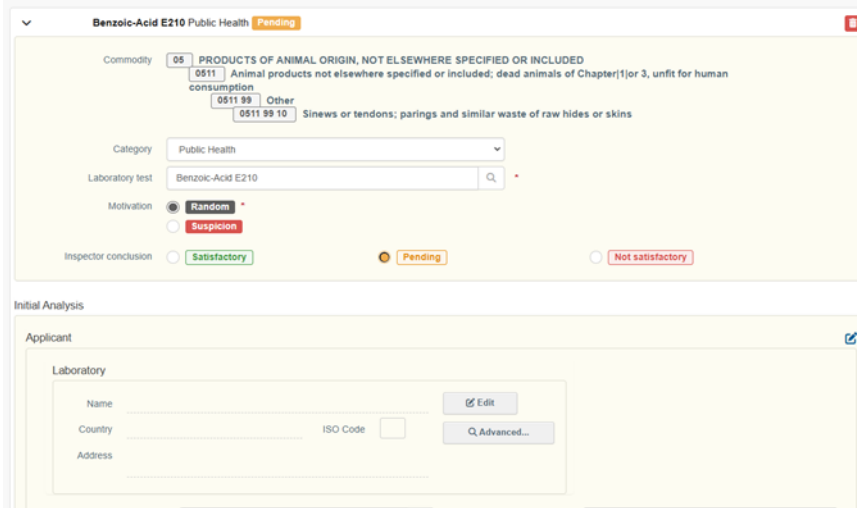
It is now possible for endorsing authorities and Issuing Bodies to add laboratory tests to a COI

### For the Issuing Body:

The Laboratory test tab is available at the top of the COI via the 'Laboratory Tests' tab .



When drafting the COI an Issuing Body users can add a laboratory test and set its status to 'Pending'



The result can still be added after the COI has been issued.



**For the Endorsing authority:**

Laboratory tests cannot be created until the consignments has been selected for identity and physical checks in box 25.

**25 Control by the relevant competent authority**

Documentary check

Satisfactory

Not satisfactory

Selected for identity and physical checks

Yes

No

When the radio button in box 25 below “Selected for identity and physical checks” is not set to “yes”, the following message is shown, and no laboratory test can be added by the endorsing authority:

For the relevant competent authorities of Member State

**⚠ This section is disabled because the consignment is not selected for identity and physical checks OR is being transferred to a Control point**

When a Laboratory Test is created, boxes 29 and ‘Selected for identity and physical checks’ become disabled.

**29 Identity and physical checks**

Identity check

Satisfactory

Not satisfactory

Physical check

Satisfactory

Not satisfactory

Laboratory test

Yes

No

Test result

Satisfactory

Not satisfactory

In case a Control Point is selected in box 27, the Laboratory test creation is again disabled.

Email: \_\_\_\_\_

Name: \_\_\_\_\_

Code: \_\_\_\_\_

Country: \_\_\_\_\_

**Sign verification first part as Roissy Charles-De-Gaulle FRCDG4**

**26 For transfer from the border control post to a control point**

Yes  No

**27 Details of the control point**

Name: **CHEDD CP test**

Country: **France** ISO Code: **FR**

**28 Means of transport from the border control post to a control point**

Means of transport from the border control post to a control point

**29 Identity and physical checks**

Identity check

Satisfactory

Not satisfactory

Physical check

Satisfactory

Laboratory test

Yes

No

Test result

Satisfactory

## OOC

### ➔ Bug fixing

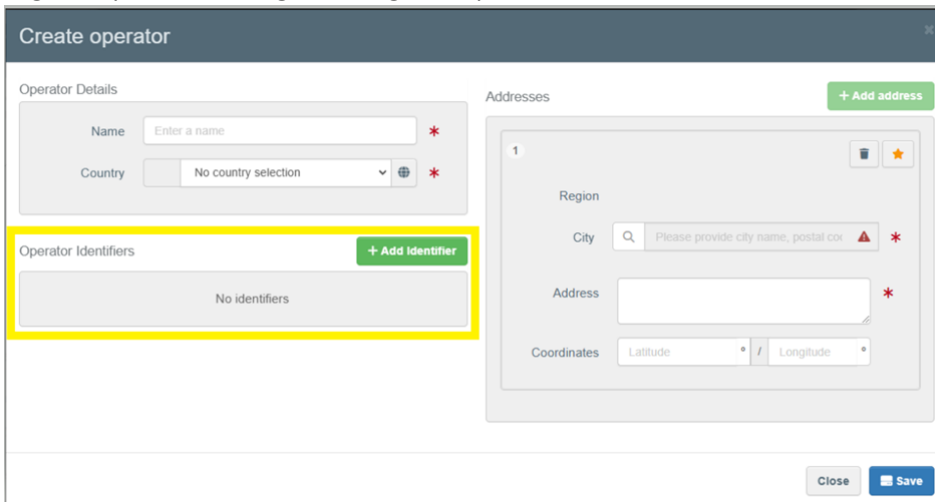
- ➔ Removed the possibility for Article 46 Control Bodies to create/modify non-verified organic activities

When users of Organic Control Bodies in the listing Compliance (Article 46) access the operator search page, they can no longer create/modify non-verified organic activities such as Organic Exporter, Organic Producer, Organic Processor. They can only manage activities created via the Organic Operator Certificate.

### ➔ Improvements

- ➔ The possibility to select an identifier in operators created via the Organic Operator Certificate

When creating an Organic Operator Certificate for an operator that is not yet listed in TRACES, the creator of the Organic Operator Certificate now has the possibility to add the operator identifier when creating the operator through the Organic Operator Certificate:



The screenshot shows the 'Create operator' form. It is divided into two main sections: 'Operator Details' and 'Addresses'.  
The 'Operator Details' section includes:  
- 'Name' field with a placeholder 'Enter a name' and a red asterisk.  
- 'Country' dropdown menu with 'No country selection' and a red asterisk.  
- 'Operator Identifiers' section, highlighted with a yellow border, containing a '+ Add Identifier' button and the text 'No identifiers'.  
The 'Addresses' section includes:  
- A '+ Add address' button.  
- A list of addresses, currently showing one with a trash icon and a star icon.  
- 'Region' field.  
- 'City' field with a search icon and placeholder 'Please provide city name, postal code' and a red asterisk.  
- 'Address' field with a red asterisk.  
- 'Coordinates' section with 'Latitude' and 'Longitude' input fields.  
At the bottom right, there are 'Close' and 'Save' buttons.